

# Assam Higher Secondary Education Council



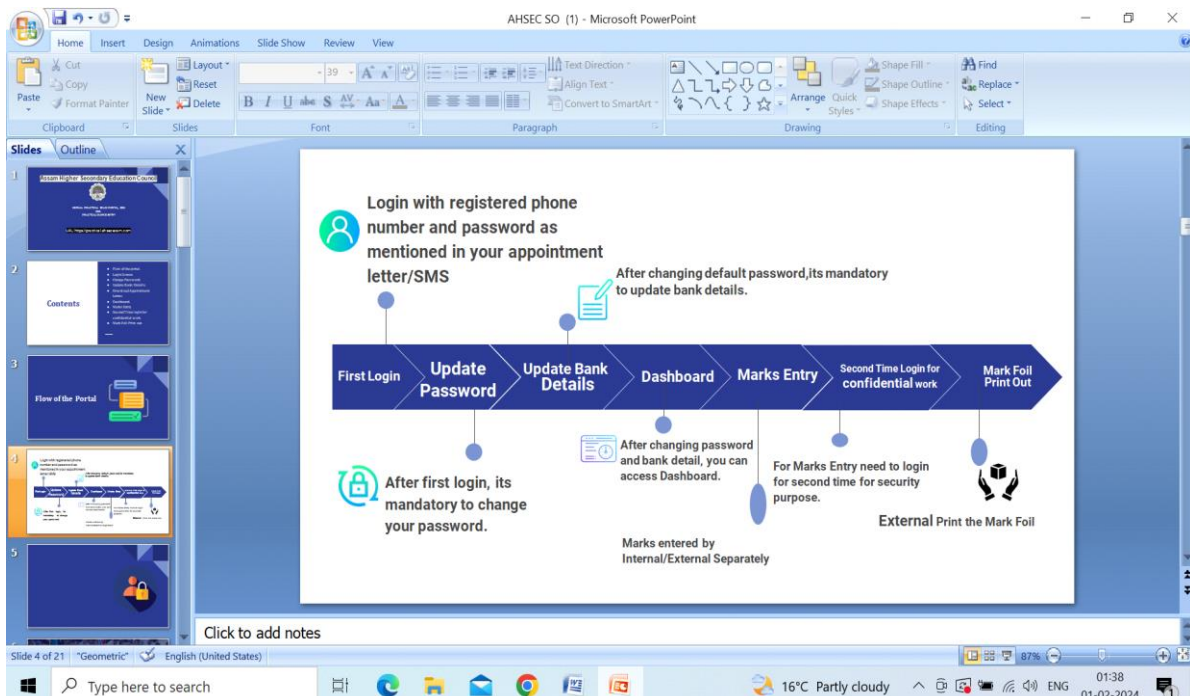
## HS FINAL PRACTICAL EXAM PORTAL, 2024 FOR PRACTICAL/PROJECT MARKS ENTRY

URL: <https://practical.ahsecexam.com>

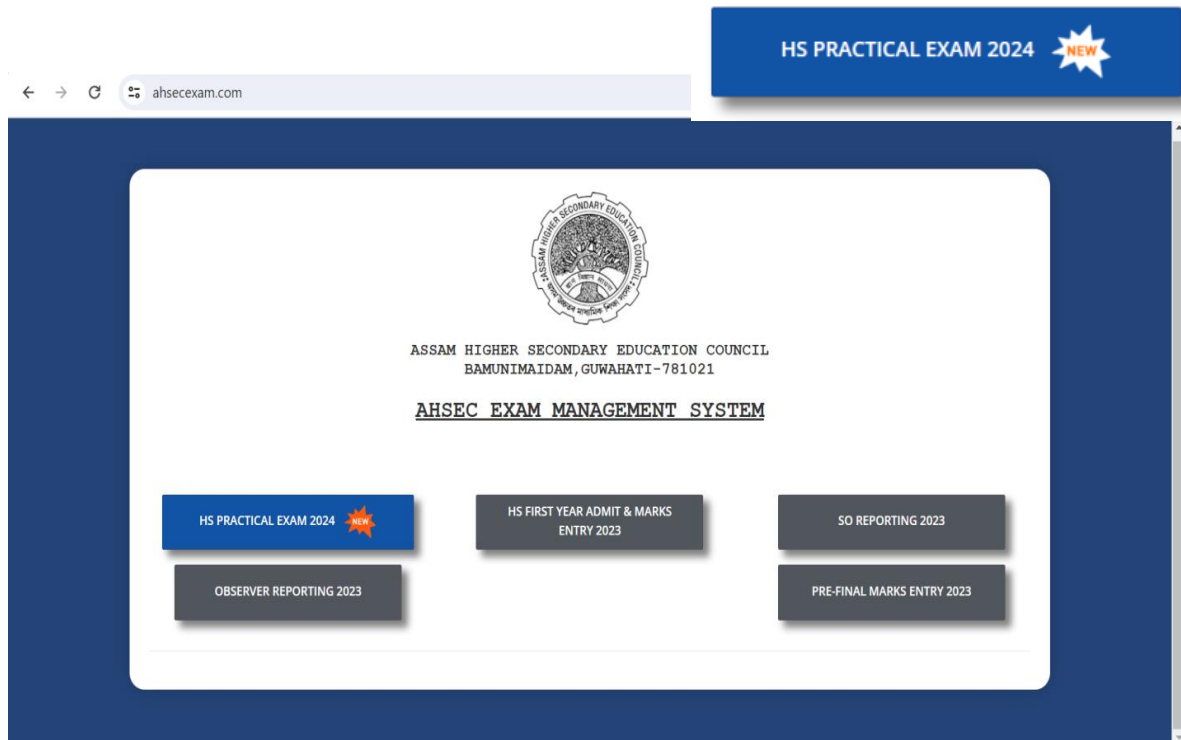
## Contents:


- Flow of the portal.
- Login Screen.
- Change Password.
- Update Bank Details.
- Download Appointment Letter.
- Dashboard.
- **Marks Entry**
- **Second Time login for confidential work.**
- **Mark Foil Print out.**

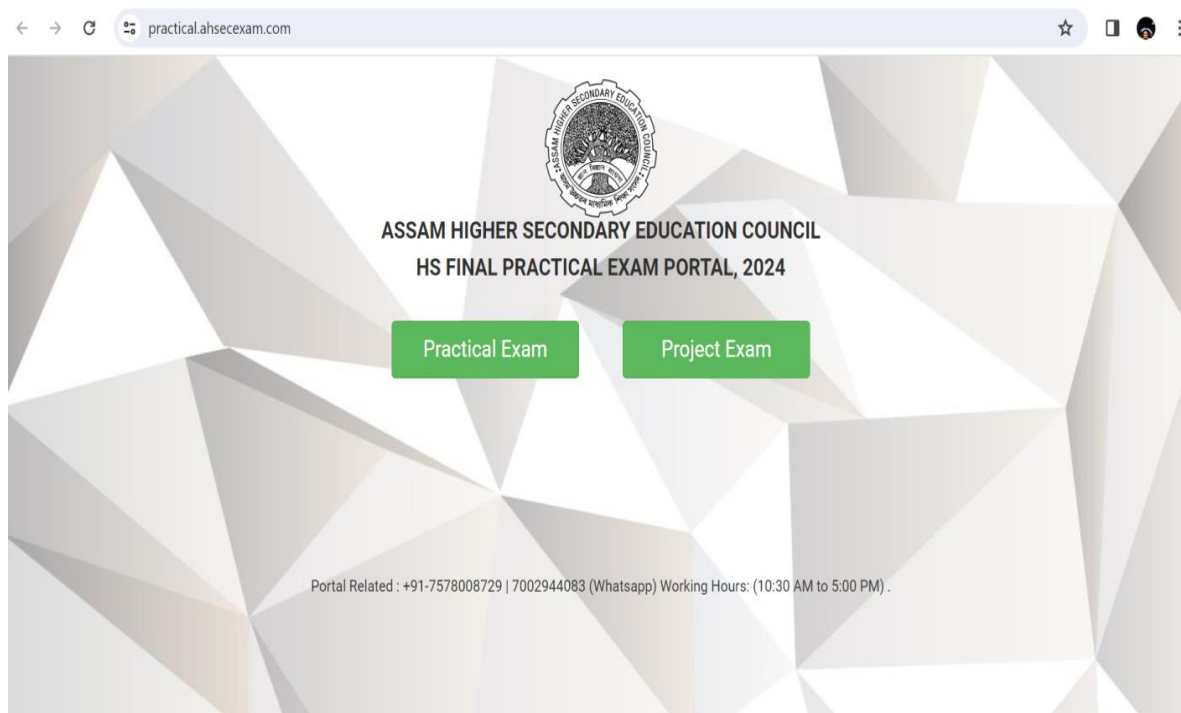
## Flow of the Portal:



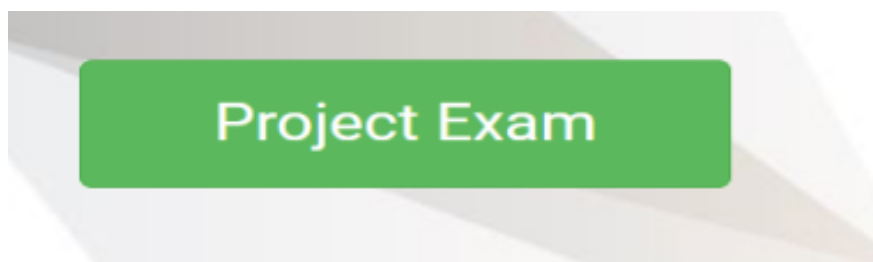
1. After receiving the message (SMS) from AHSEC about your appointment as External/ Internal for H.S. final practical examination-2024, you have to click on the given link. Then you will get the following screen. Now you click on



2. Now click on  to login as External or Internal.



- i. External and Internal login is separated under “**PRACTICAL EXAM**” Button.
  - ii. External and Internal login to be done by using **10 Digit Registered Mobile Number as your user id to get OTP for login.**
  - iii. After login External/Internal get his/her own Dashboard. Here he/she can download their appointment letter to know appointed institution name and Update their bank details.
  - iv. At dashboard by clicking on “MARK ENTRY” button it will be directed to the **Mark Entry Portal** and then they can proceed to their confidential work.
  - v. After click on “MARK ENTRY” External / Internal get **second time login** for confidential work.
  - vi. After second time login by External /Internal examiner, the Internal Examiner will enter the marks of the candidates whose roll and numbers are pre filled.
  - vii. After the submission of marks by the Internal Examiner, EXTERNAL EXAMINER will verify/update the marks and will do the Final submit. **After final submission nothing can be changed and so one has to be very careful before final submission.**
  - viii. After final submission by the External, take print out of the auto generated mark foil and to put signatures by both the External and Internal Examiner on it.
  - ix. Signed Mark foil has to be submitted to the Centre-in Charge of the Practical Venue for onward submission to the Controller of Examinations, AHSEC along with the other documents of Practical examination, immediately after completion of the examination.
3. All the heads of the institutions, **who filled up the forms for H. S .Final examinations, 2024 with their own AHSEC Institution Code,** are requested to add the INTERNAL /EXTERNAL Examiner of each project subject by clicking on



- After appointment of the INTERNAL /EXTERNAL by the Head of the institutions, the concerned INTERNAL /EXTERNAL will receive SMS **one day after their appointment** and will be able to enter the project marks.
- **Mark Entry process for Project subjects is same as Marks Entry process for practical subjects. But in case of student without Project Work (Old Course student) “NA” shall be entered in the marks column. Under no circumstances "0" or "AB" shall be entered in the marks column for the students without Project Work (Old Course student)**

